

I(P)GS-5488MGSFP

8 10/100/1000T + 8 100M/1G SFP + 4 1G/2.5G SFP (w/8 PoE at/af) L2+ Industrial Managed Ethernet Switch; 24V/48V input models



OVERVIEW

Lantech I(P)GS-5488MGSFP is a high performance L2+ (All Gigabit) Ethernet switch with 8 10/100/1000T + 8 100M/1G SFP + 4 1G/2.5G SFP auto-sensing cage (w/8 PoE 802.3 af/at ports) which provides L2 wire speed and advanced security function for network aggregation deployment.

Up to 8 PoE at/af ports w/advanced PoE management; Ethernet power input galvanic isolation

Compliant with 802.3af/at standard, the PoE model is able to feed each PoE port up to 30 Watt at each PoE port for various IP PD devices. It supports advanced PoE management including PoE detection and scheduling. PoE detection can detect if the connected PD hangs then restart the PD; PoE scheduling is to allow pre-set power feeding schedule upon routine time table. Each PoE ports can be Enabled/disabled, get the voltage, current, Watt, and temperature info displayed on WebUI.

Galvanic isolation between power input and Ethernet power system, preventing cabling and grounding incidents from damaging the Ethernet switch.

Lantech OS3 Platform with complete L2 management and upgradable optional L3 & communication protocols

The switch runs Lantech OS3 platform which is powerful with complete Layer 2 management features and optional upgradable for future expansion, such as Layer 3 Lite, Layer 3, etc. To learn more about the Lantech OS3 Platform, please refer to [Lantech OS3/OS4 Software Datasheet](#)

Enhanced cybersecurity features with IEC 62443-4-1 certification

Lantech OS3 platform is designed with high standard of cybersecurity to prevent the threats from network attack such as DDoS attacks. To ensure the safety and reliability of communication networks, Lantech develops our products under strict international security standard and is certified with IEC 62443-4-1 network security standard. To learn

more about Lantech cybersecurity software solution, please refer to [Lantech OS3/OS4 Software Datasheet](#)

Miss-wiring avoidance, node failure protection, Loop protection

The switch also embedded several features for strong and reliable network protection in an easy and intuitive way. When the pre-set ring configuration failed or looped by miss-wiring, the switch being able to alert with the LED indicator and disable ring automatically. Node failure protection ensures the switches in a ring to survive after power breakout is back. The status can be shown in NMS when each switch is back. Loop protection is also available to prevent the generation of broadcast storm when a dumb switch is inserted in a closed loop connection.

User friendly GUI, Auto topology drawing, Enhanced Environmental Monitoring

The user-friendly UI, innovative auto topology drawing and topology demo makes the switch much easier to get hands-on. The complete CLI enables professional engineer to configure setting by command line. It supports enhanced environmental monitoring for actual input voltage, current, ambient temperature and total power load.

Editable configuration file; USB port for import/export configuration

The configuration file of the switch can be imported and edited with word processor for the following switches to configure with ease. The USB port can import/export the configuration from/to USB dongle and also to upgrade firmware from USB dongle. TFTP/HTTP firmware upgrade is supported.

Event log & message; 2DI + 2DO; Factory reset button

The switch provides 2DI and 2DO. When disconnection of the specific port was detected; DO will activate the signal LED to alarm. DI can integrate the sensors for events and DO will trigger the outside alarm and switch will send alert information to IP network with traps. The factory reset button can restore the setting back to factory default.

PoE models: Dual power 24V/48V input, high PoE budget

The PoE model is designed with dual power supply at 24VDC (24V model) for 9V~36VDC input and can provide 80W (24V input) PoE budget with Ethernet galvanic isolation. The 48V model can support dual power 44VDC~56VDC input and can have 240W PoE budget.

Non PoE models: 24VI input voltage selection

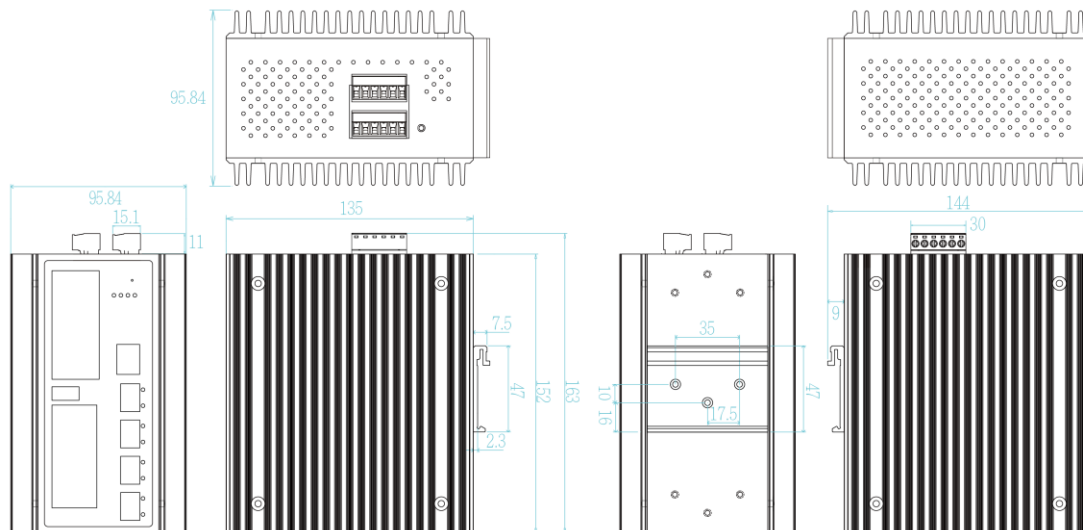
The non-PoE model is designed with dual power supply at 24VDC (24VI model) for 9V~36VDC input. The switch is able to work at dual 24VDC (24V model) with Ethernet galvanic isolation.

Industrial hardened design with high EFT and ESD protection

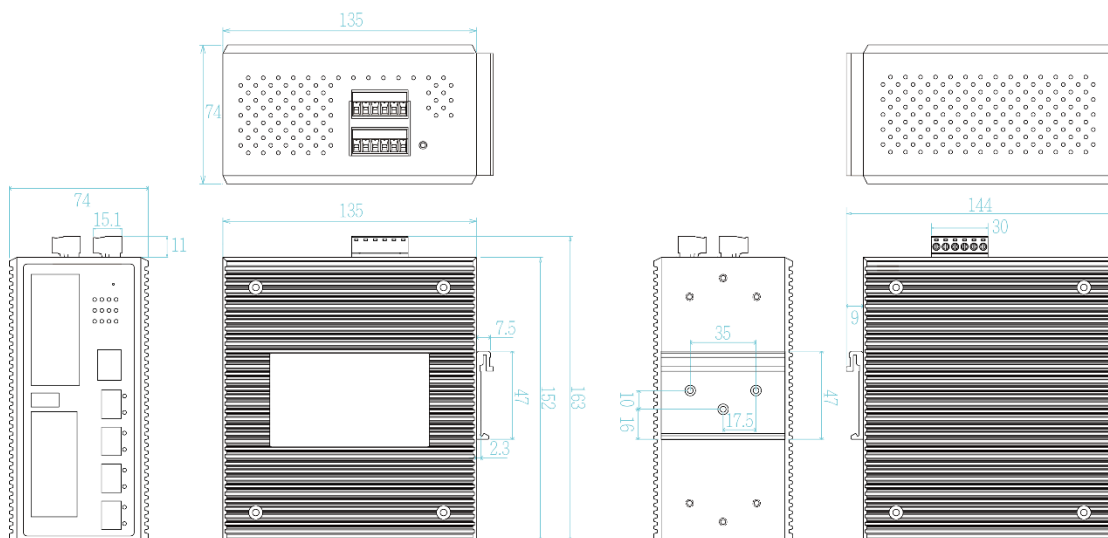
The switch features high reliability and robustness coping with extensive EMI/RFI phenomenon, environmental vibration and shocks usually found in factory, substation, steel automation, aviation, mining and process control. It is the best solution for Automation, transportation, autonomous vehicles, surveillance, Wireless backhaul, Semi-conductor factory applications. The -E model can be used in extreme environments with an operating temperature range of -40°C to 75°C.

DIMENSIONS (unit=mm)

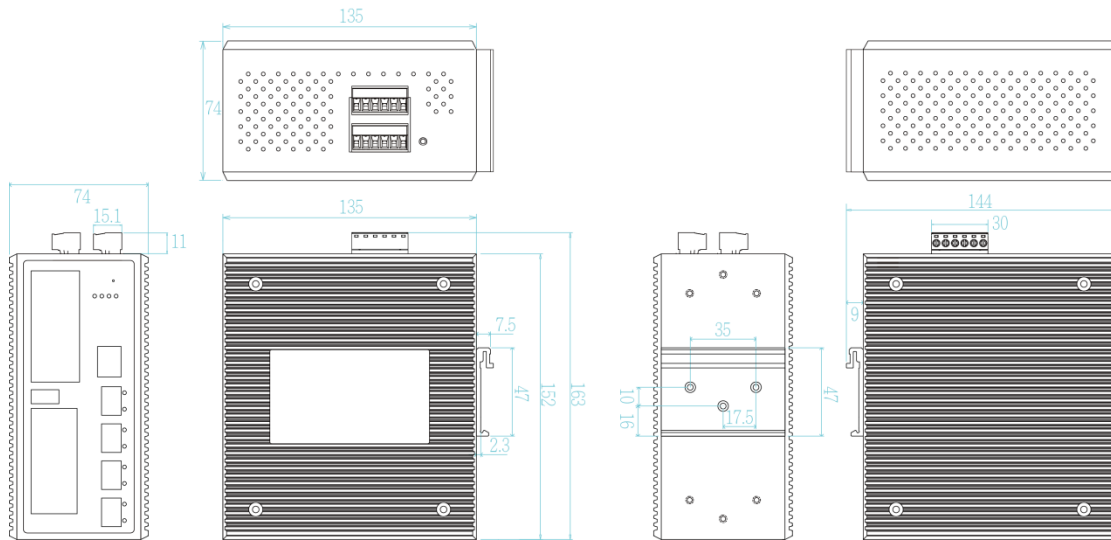
IPGS-5488MGSFP (24V model)



IPGS-5488MGSFP (48V model)



IGS-5488MGSFP



SPECIFICATIONS

Hardware Specification

| | | |
|---------------------|---|---|
| Standards | IEEE802.3 10Base-T Ethernet IEEE802.3u 100Base-TX IEEE802.3ab 1000Base-T IEEE802.3an 10Gbase-T IEEE802.3ae 10G Fiber IEEE802.3x Flow Control and Back Pressure IEEE802.3ad Port trunk with LACP IEEE802.1d Spanning Tree IEEE802.1w Rapid Spanning Tree IEEE802.1s Multiple Spanning Tree IEEE802.3ad Link Aggregation Control Protocol (LACP) IEEE802.1AB Link Layer Discovery Protocol (LLDP) IEEE802.1X User Authentication (Radius) IEEE802.1p Class of Service IEEE802.1Q VLAN Tag IEEE802.3at/af Power over Ethernet | (9/125 μm); 0 to 10 km/ 20 km/ 40 km/ 60 km/ 80 km, 1550 nm (9/125 μm) WDM 2.5Gbps Single-mode: 0 to 5 km/ 20 km/ 40 km/ 60 km, 1310 /1550nm (9/125 μm); 0 to 80 km, 1490/1550 nm (9/125 μm) |
| Switch Architecture | Back-plane (Switching Fabric): 52Gbps | LED |
| Mac Address | 16K MAC address table | Per unit: Power 1 (Green), Power 2 (Green), FAULT (Red); RM(Green) Ethernet port: Link/Activity (Green), Speed (Green); PoE: Link/Act (Green, PoE model); Mini-GBIC: Link/Activity (Green) |
| Jumbo frame | 10KB | DI/DO |
| Connectors | 10/100/1000T: 8 x ports RJ-45 with Auto MDI/MDI-X function Mini-GBIC: 8x 100M/1G SFP + 4 x 1G/2.5G SFP auto-sensing cage with DDMI RS-232 connector: RJ-45 type USB x 1 Power connector: 1 x 6-pole terminal block DIDO: 1 x 6-pole terminal block | 2 Digital Input (DI): Level 0: -30~2V / Level 1: 10~30V Max. input current:8mA 2 Digital Output (DO): Open collector to 40 VDC, 200mA |
| Network Cable | 100Base-TX: 2-pair UTP/STP Cat. 5/ 5E/ 6 cable; EIA/TIA-568 100-ohm (100m) 1000Base-T: 4-pair UTP/STP Cat5E/6 cable; 10GBaseT:4-pair STP Cat6/6A/7 cable | Operating Humidity |
| Optical Cable | 1Gbps: Multi-mode: 0 to 550 m, 850 nm (50/125 μm); 0 to 2 km, 1310 nm (50/125 μm) Single-mode: 0 to 10 km/ 30 km/ 40 km, 1310 nm (9/125 μm); 0 to 50 km/ 60 km/ 80km/ 120 km, 1550 nm (9/125 μm) 2.5Gbps Multi-mode: 0 to 300 m, 850 nm (50/125 μm); Single-mode: 0 to 2 km/ 15 km/ 40 km, 1310 nm (9/125 μm); 0 to 40 km/ 80 km/ 100km, 1550 nm (9/125 μm) WDM 1Gbps: Single-mode: 0 to 10 km/ 20 km/ 40 km/ 60 km, 1310 nm (9/125 μm); 0 to 80 km, 1490 nm | Operating Temperature |
| | | Storage Temperature |
| | | Power Supply |
| | | Power Supply |
| | | PoE Budget (PoE model) |
| | | PoE pin assignment (PoE model) |
| | | Power Consumption |
| | | Case Dimension |
| | | Power Supply |
| | | PoE Budget (PoE model) |
| | | PoE pin assignment (PoE model) |
| | | Power Consumption |
| | | Case Dimension |

| | |
|--------------|--|
| | 74 (W) x 135 (D) x 152 (H) mm IGS-5488MGSFP 74 (W) x 135 (D) x 152 (H) mm |
| Weight | 1950g (IPGS-5488MGSFP, 24V) 1400g (IPGS-5488MGSFP, 48V; IGS-5488MGSFP) |
| Installation | DIN Rail and Wall Mount** Design |
| EMI & EMS | FCC Class A, CE EN55032 Class A, CE EN55024, CE EN61000-4-2, CE EN61000-4-3, CE EN61000-4-4, CE EN61000-4-5, CE EN61000-4-6, CE EN61000-4-8, |

| | |
|-------------------------------|---|
| | CE EN61000-6-2, CE EN61000-6-4 |
| Safety | EN IEC 62368-1 |
| MTBF | 591,245 (Hrs) (standards: IEC 62380) |
| Warranty | 5 years |
| Software Specification | |
| Lantech OS3 Platform | Download Software Datasheet |

*Future release
**Optional

ORDERING INFORMATION

- **IPGS-5488MGSFP-48V.....P/N: 8350-855**
8 10/100/1000T PoE at/af up to 30W + 8 100M/1G SFP + 4 1G/2.5G SFP L2+ Industrial PoE Managed Ethernet Switch; -20°C to 60°C; Enhanced Environmental Monitoring; dual 44~56VDC input w/ Ethernet galvanic isolation, PoE budget 240W
- **IPGS-5488MGSFP-48V-E.....P/N: 8350-8551**
8 10/100/1000T PoE at/af up to 30W + 8 100M/1G SFP + 4 1G/2.5G SFP L2+ Industrial PoE Managed Ethernet Switch; -40°C to 75°C; Enhanced Environmental Monitoring; dual 44~56VDC input w/ Ethernet galvanic isolation, PoE budget 240W
- **IPGS-5488MGSFP-24V.....P/N: 8350-856**
8 10/100/1000T + 8 100M/1G SFP + 4 1G/2.5G SFP L2+ Industrial PoE Managed Ethernet Switch; -20°C to 60°C; Enhanced Environmental Monitoring; dual 9~36VDC input, PoE budget 80W at 24V w/ Ethernet galvanic isolation
- **IPGS-5488MGSFP-24V-E.....P/N: 8350-8561**
8 10/100/1000T + 8 100M/1G SFP + 4 1G/2.5G SFP L2+ Industrial PoE Managed Ethernet Switch; -40°C to 75°C; Enhanced Environmental Monitoring; dual 9~36VDC input, PoE budget 80W at 24V w/ Ethernet galvanic isolation
- **IGS-5488MGSFP-24VI.....P/N: 8361-8102**
8 10/100/1000T + 8 100M/1G SFP + 4 1G/2.5G SFP Auto sensing cage L2+ Industrial Managed Ethernet Switch; 20°C to 60°C; dual 9~36VDC input w/ Ethernet galvanic isolation
- **IGS-5488MGSFP-24VI-E.....P/N: 8361-8103**
8 10/100/1000T + 8 100M/1G SFP + 4 1G/2.5G SFP Auto sensing cage L2+ Industrial Managed Ethernet Switch; -40°C to 75°C; dual 9~36VDC input w/ Ethernet galvanic isolation

OPTIONAL ACCESSORIES

Software package

Please refer to the [software datasheet](#)

DIN Rail Power

- **NDR-240-48** 240W (48V 5A) Single Output Industrial Din Rail Power; 90-264VAC / 127-370VDC Input Range; Cooling by free air convection; RoHS2 ; Operating Temp. -20°C~70°C (ambient, derating each output at 2.5% per degree from 50°C ~ 70°C)
- **NDR-120-48** 120W (48V 2.5A) Single Output Industrial Din Rail Power; 90-264VAC / 127-370VDC Input Range; Cooling by free air convection; RoHS2 ; Operating Temp. -20°C~70°C (ambient, derating each output at 2.5% per degree from 50°C ~ 70°C; For 115VAC, please refer to derating curve on NDR-120 Series datasheet)

Mini GBIC (SFP)

- | | |
|---|---|
| ■ 8330-162-V1 MINI GBIC 1000SX (LC/0.5km) Transceiver | ■ 8330-187-V1 LTSFP-1000BX-20KM Transceiver (WDM 1550) |
| ■ 8330-163-V1 MINI GBIC 1000SX2 (LC/2km) Transceiver | ■ 8330-180-V1 LTSFP-1000BX-40KM Transceiver (WDM 1310) |
| ■ 8330-165-V1 MINI GBIC 1000LX (LC/10km) Transceiver | ■ 8330-182-V1 LTSFP-1000BX-40KM Transceiver (WDM 1550) |
| ■ 8340-0591-V1 MINI GBIC 1000LHX (LC/40km) Transceiver | ■ 8330-181-V1 LTSFP-1000BX-60KM Transceiver (WDM 1310) |
| ■ 8330-166-V1 MINI GBIC 1000XD (LC/50km) Transceiver | ■ 8330-183-V1 LTSFP-1000BX-60KM Transceiver (WDM 1550) |
| ■ 8330-169-V1 MINI GBIC 1000XD (LC/60km) Transceiver | ■ 8330-184-V1 LTSFP-1000BX-80KM Transceiver (WDM 1490) |
| ■ 8330-167-V1 MINI GBIC 1000ZX (LC/80km) Transceiver | ■ 8330-185-V1 LTSFP-1000BX-80KM Transceiver (WDM 1550) |
| ■ 8330-170-V1 MINI GBIC 1000EZ (120km) Transceiver | ■ 8330-262D-V1 MINI GBIC 2.5G 850nm VCSEL (LC/0.3km) Transceiver |
| ■ 8330-168-V1 MINI GBIC 1000T (100m) Transceiver | ■ 8330-263D-V1 MINI GBIC 2.5G 1310nm FP (LC/2km) Transceiver |
| ■ 8330-188-V1 LTSFP-1000BX-10KM Transceiver (WDM 1310) | ■ 8330-265D-V1 MINI GBIC 2.5G 1310nm DFB (LC/15km) Transceiver |
| ■ 8330-189-V1 LTSFP-1000BX-10KM Transceiver (WDM 1550) | |
| ■ 8330-186-V1 LTSFP-1000BX-20KM Transceiver (WDM 1310) | |

All SFP ended with D are with Diagnostic function

Lantech Communications Global Inc.
www.lantechcom.tw
info@lantechcom.tw

© 2024 Copyright Lantech Communications Global Inc. all rights reserved.
The revise authority rights of product specifications belong to Lantech Communications Global Inc.
In a continuing effort to improve and advance technology, product specifications are subject to change without notice.