

# IWMR-3003

**Industrial Multifunction VPN Router w/up to 2x WiFi 11ac + up to 2 LTE 4G + up to 4 serial ports + 3 Gigabit Ethernet (incl.1 PD) w/Load Balancing, VPN, Protocol Gateway, Storage\*\*, 12V/ 24V/ WV input**

- Up to 2 concurrent WIFI 11ac and redundancy (1L-2AC model)
- Up to 2 concurrent modems for 3G/4G LTE Link & GPS (2L-1AC model/4 SIMs)
- Built-in 3 Gigabit Ethernet ports (2LAN+1WAN or 3LAN or 3 WAN) (incl. 1PD)
- Dual radio for 802.11ac/a/b/g/n with concurrent 5GHz & 5GHz bands up to 2.6Gbps Wi-Fi bandwidth (2AC model)
- MIMO technology 3T3R; SMA type up to 6 external antennas
- VPN router for Multi-site VPN, OpenVPN, L2TP over IPsec, IPsec, L2 over GRE, IPGRE
- Load Balancing built-in 5 mechanism
- Optional EMMC Flash storage on-board\*\*
- Support Client-base roaming
- Supports AP/Bridge/Client/MESH modes
- Support 802.11s Wireless Mesh Network
- Support NAT and Firewall
- Support Modbus gateway
- Support 2 RS422/RS485 ports with 2.5KV isolation or 2/4x RS232 ports (RJ45 model only)
- Dual Input voltage 9~56VDC (12V model); Dual Input voltage 9~36VDC (24V model); Dual input power 16.8~137.5VDC (WV model)
- Wi-Fi & LTE graphic signal strength
- Editable login page of captive portal for hot-spot application
- USB port to backup, restore the configuration file and upgrade firmware; Dual image firmware
- Optional eSIM chip enables router with versatile data plans\*\*
- Vehicle E-marking\*\* certificate (24V model)
- ITxPT design w/ ignition function\*\* (24V-IGN model)
- EN50155/61373/45545 verification for railway application (except 24V-IGN model)



RJ45 model



M12 model



## OVERVIEW

Lantech IWMR-3003 series is a next generation industrial multi-function VPN router w/up to 2x 802.11ac Wi-Fi + up to 2x LTE modem + 3 x Gigabit Ethernet (incl.1 PD) +4 serial ports (RJ45 model only) that supports advanced function of VPN, Load-Balancing, EMMC Flash Storage\*\*, Protocol gateway(Modbus) , Wi-Fi roaming and LTE quad SIM fail-over for industrial applications. The dual core CPU with 1.6GHz + 256M flash enables the router to multi-task smoothly.

### Dual concurrent LTE design 4G/3G for load-balancing

With dual LTE module design (2L model), 4 SIM card slots, IWMR-3003 can allow auto-swap, failover & fallback between multiple service providers for real non-stop connection. With concurrent LTE modules, it can also allocate bandwidth by

“Load Balancing with 8 schemes between multiple WANs.

With one mobile LTE module, 2 SIM card slots, IWMR-3003 provides redundant link between two service providers.

Both GPS and Russian GLONASS systems are supported.

### Optional EMMC Flash storage\*\*

The optional EMMC flash storage on the router can offer 8G/16G/32G capacity.

### Optional eSIM\*\*

By replacing physical SIM, optional eSIM chip will allow users to purchase data plans at low prices from local carriers in the

world.

**IEEE 802.11ac dual band radio up to 2.6Gbps bandwidth**  
With IEEE 802.11ac capability, IWMR-3003 can operate either 5GHz or 2.4GHz bands, offering the maximum speed of 2.6Gbps bandwidth (1.3Gbps per 1AC). It is also compatible with 802.11g/n that can work with 2.4GHz for longer range transmission.

The Wi-Fi 11ac supports AP/Bridge/AP Client modes can be diverse for most of wireless application. Working with load-balancing "Priority" mode, the AP client can enable router to transmit on Wi-Fi with first priority.

**MIMO technology with 3T3R and SMA type connectors**  
Lantech IWMR-3003 series adapts MIMO technology with smart antenna transmission and reception for 3T3R. With six external detachable omni connectors and optional antennas, IWMR-3003 can have better Wi-Fi coverage.

**Support AP/Bridge/Client mode, Mesh roaming**  
IWMR-3003 supports AP/Bridge/Client mode for different applications.

It also supports client-base roaming to swap between the APs in a network.

**Built-in Wireless Mesh network (WMN)**  
IWMR-3003 supports Mesh network composed of different nodes. The set of SSIDs allow the wireless client to roam freely without the need for complicated account management. With Mesh protocol, it can provide a reliable, scalable, stable and seamless network topology.

**Wireless WMM QoS**  
IWMR-3003 supports 802.11e standard which defines a set of Quality of Service for wireless LAN applications as well as WMM (Wi-Fi multimedia)

**Advanced security & 16 SSIDs**  
The security support standards including 64/128bits WEP, WPA/WPA2 PSK (TKIP, AES), 802.1x ensures the best security and active defense against security threats. Lantech IWMR-3003 support up to 16 SSIDs, each SSID has its independent security and encryption.

**Load Balancing with 5 mechanisms for multi-WANs**  
IWMR-3003 supports Load Balancing for LTE/WAN connections. There are five schemes for Load Balancing function:

Pack	Algorithm	Description
Basic	Fixed	All traffic will be distributed to a single WAN.
	Failover	Routes connections through preferred WAN link while others stand-by. Sequentially activating another link if the preferred link fails.
	Priority	Select the active WAN according to priority.
	Weighted Round-Robin	Evenly distribute the traffic over all working WAN links in circular order

		according to the specified weights.
	Custom Route	Routing through the selected WAN for each specific traffic, ex: TCP/UDP port number and IP address.

**4 port serial connection, Modbus gateway**  
It builds in 4 port serial connection for RS232, RS422, RS485 in which RS422/RS485 has 2.5KV isolation protection. (RJ45 model only)

The built-in Modbus gateway can convert Modbus RTU/ASCII to Modbus TCP for device control.

**VPN and firewall**  
Besides traditional VPN peer to peer tunneling, IWMR-3003 support latest Multi-Site VPN function that is an efficient way for Mesh tunneling. The registration is under cloud service and encrypted by SSH makes the connection easy and safe.

It supports Multi-Site VPN, OpenVPN, L2TP over IPsec, IPsec, L2 over GRE, IPGRE, and NAT for various VPN applications.

The built-in Layer-4 firewall includes DDoS, IP address filter / Mac address filter / TCP/UDP port number

**Support Routing Protocol: Static route / RIPv2 / OSPF / BGP / EIGRP**

Lantech router series supports two routing methods: static routing and dynamic routing. Dynamic routing makes use of RIPv2, OSPF, EIGRP and BGP. The user can either choose one routing method to establish the routing table.

**Email notice; Event log; Remote Web control**  
In case of events, the IWMR-3003 will immediately send email and trap.

When the router is at remote area with limited access, Web control can help to get router status or remotely reboot.

**12V/24V/WV input voltage selection: dual 9~56VDC (12V model) or dual 9~36VDC (24V model) or dual 16.8~137.5VDC (WV model)**

The IWMR-3003 is able to work at dual 9~56VDC (12V model) or dual 9~36VDC (24V model). Or with dual wide range power supply at 16.8~137.5VDC (WV model, RJ45 model only).

**Built-in 3 port Gigabit Ethernet**  
3 port Gigabit Ethernet can be supported as 2LAN+1WAN or 3LAN or 3 WAN models.

**Graphic Wi-Fi & LTE signal strength**  
The graphic Wi-Fi & LTE signal strength shows connection status at a glance.

**USB port for back up, restore configuration and upgrade firmware; Dual image firmware**  
The built-in USB port can upload/download the configuration through USB dongle for router replacement.

It supports dual-image firmware to choose which one to start.

**Ignition Sensing\*\* (24V-IGN model)**  
Ignition sense allows you to delay power off the router with a

designated time delay.

**Editable login page of captive portal**

The IWMR-3003 supports editable captive portal function that allows administrator to force end-users redirect to authentication page.

**Ruggedized industrial design and FCC, CE certificate**

The IWMR-3003 is designed to meet with outdoor network environment with IP30 (IP43 for M12 model) housing. It passed serious tests under extensive Industrial EMI and environmental vibration and shocks standards. With CE & FCC radio certification for Wi-Fi and LTE, the IWMR-3003 is best for outdoor community, vehicle, and process control automation

applications.

For more usage flexibilities, IWMR-3003 supports wide operating temperature from -40°C to 65°C

**EN50155, EN61373 verification; E-marking\*\* certification; ITxPT\*\* design**

The IWMR-3003 series is also applicable for railway on-board/track side, vehicle and mining applications for more usage flexibilities. The series is verified with EN50155, EN61373, and EN45545 for railway applications (Except 24V-IGN model). The E-marking certificate (24V model) and ITxPT design (24V-IGN model).

**FEATURES & BENEFITS**

- **High Speed Air Connectivity:** WLAN interface support up to 2.6Gbps link speed(2AC) or 1.3Gbps(1AC)
- **Built-in 3 Gigabit ports and 2LAN+1WAN or 3 LAN or 3 WAN (incl.1 PD)**
- **Support AP/Bridge/Client/MESH mode**
- **Support Client-base roaming**
- **Support 802.11s Wireless Mesh Network**
- **EMMC-FLASH storage\*\* 8/16/32G**
- **eSIM\*\* to allow data-plan globally**
- **Dual band 2.4G and 5GHz with 802.11ac/a/b/g/n**
- **Support 2.4Ghz operating within the following frequency bands:**
  - **2.412~2.472 GHz**
- **Support 5Ghz operating within the following frequency bands:**
  - **5.180~5.825 GHz**
- **MIMO smart antenna technology with 3T3R with 6 SMA type connectors and optional antennas**
- **IEEE 802.11h DFS and automatic TPC**
- **Output power: <24dBm**
- **Transmit power adjustment**
- **VAP (virtual access point) support up to 16 SSIDs**
- **Operation modes: AP / Bridge / Client**
- **Traffic control for each SSID**
- **Band preference for same SSID services on dual band**
- **Highly Security Capability: WEP64/128bits/ WPA/ WPA-PSK (TKIP, AES)/ WPA2/ WPA2-PSK (TKIP, AES)**
- **HTTP/HTTPS/Telnet/SSH & Administration access**
- **Support IPv6 & IPv4 protocol**
- **Radius Authentication, EAP-TLS, EAP-TTLS, PEAP; SSID broadcast disable supported**
- **Multiple channel bandwidths of 20MHz and 40MHz for 2.4G.**
- **Multiple channel bandwidths of 20MHz, 40MHz and 80MHz for 5G only.**
- **Wi-Fi Multimedia (WMM) and 802.11e traffic prioritization**
- **Support Multi-Site VPN for Mesh tunneling as well as Open VPN, L2TP over IPsec, IPsec, L2 over GRE, IPGRE and NAT for secured network connection**

- **Support Routing Protocol: Static route / RIPv2 / OSPF / BGP / EIGRP**
- **The built-in Layer-4 firewall includes DDoS, IP address filter / Mac address filter / TCP/UDP port number**
- **Support SNMP v1/v2c/v3**
- **NAT/DMZ/Port Forwarding**
- **Dual concurrent LTE 4G/3G design (2L model) for auto-swap/failover/failback between multiple ISPs for continuous service (four SIM card slots)**
- **One LTE 4G/3G w/ 2 SIM card design (1L model) for mobile redundancy**
- **GPS & GLONASS connection**
- **Load Balancing supports 5 mechanism between multiple WANs**

Pack	Algorithm	Description
Basic	Fixed	All traffic will be distributed to a single WAN.
	Failover	Routes connections through preferred WAN link while others stand-by. Sequentially activating another link if the preferred link fails.
	Priority	Select the active WAN according to priority.
	Weighted Round-Robin	Evenly distribute the traffic over all working WAN links in circular order according to the specified weights.
	Custom Route	Routing through the selected WAN for each specific traffic, ex: TCP/UDP port number and IP address.

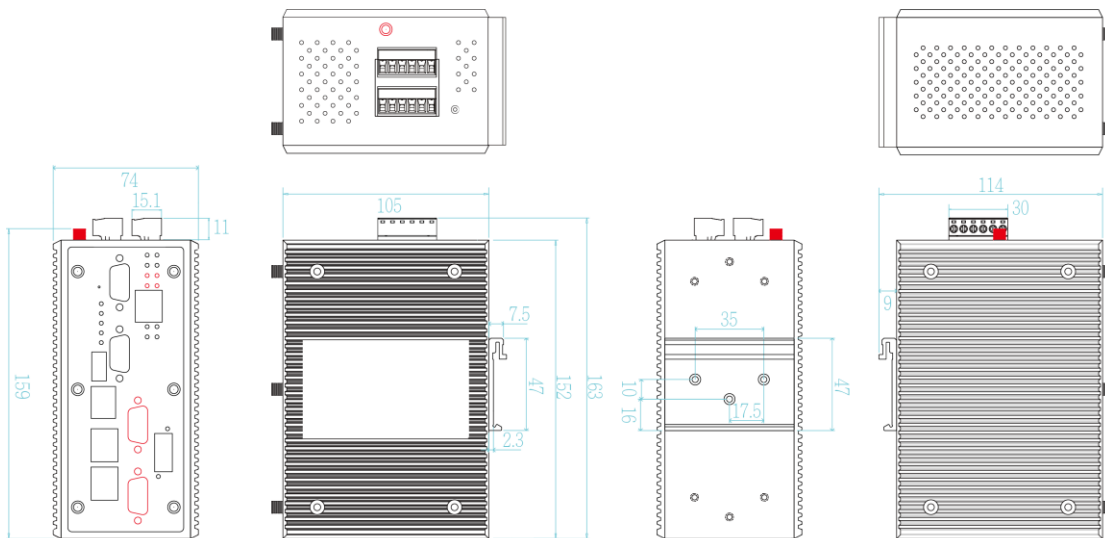
- **Built-in 4 x serial ports (RS232/RS422/RS485) (RJ45 model only)**
- **Serial port with 2.5KV isolation on RS422/RS485 (RJ45 model only)**
- **Built-in Modbus gateway converting Modbus RTU/ASCII to Modbus/TCP**
- **Event alerting by Syslog, SNMP Trap, Email, Relay; Permanent local log rotation / Maxi 1K records**
- **Remote Web control to get status or re-boot by Web**

- Built-in RTC to keep track of time always
- Support SNTP to synchronize system clock
- Support LLDP discovery protocol
- Support DHCP Server and Client
- Reset button for factory default mode
- Graphic LTE & WIFI signal strength
- Firmware upgradeable through TFTP/HTTP
- Configuration backup and restoration
  - Supports text configuration file for system quick installation
  - USB port to upload/download configuration by USB dongle
- Support editable captive portal login page
- IP30 (RJ45 model)/ IP43 (M12 model) housing for

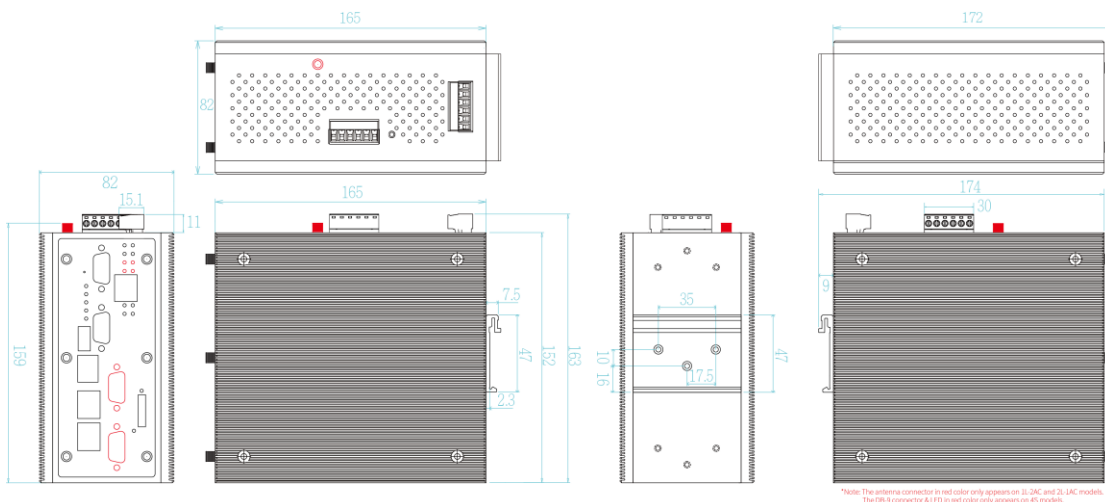
- industrial environment
- RJ45 model: DIN-Rail and Wall-mount\*\* installation
  - M12 model: Wall-mount installation
  - Supports 2DI / 2DO (Digital Input / Output) (RJ45 model)
  - Operation temperature -40°C to 65°C
  - Wide range power input voltage: Dual 9~56VDC (12V model); Dual 9~36VDC (24V model); Dual 16.8~137.5VDC (WV model)
  - ITxPT design w/ ignition function\*\* (24V-IGN model)
  - E-marking\*\* certification (24V model)
  - EN50155 & EN61373 verification (Except 24V-IGN model)

**DIMENSIONS (unit=mm)**

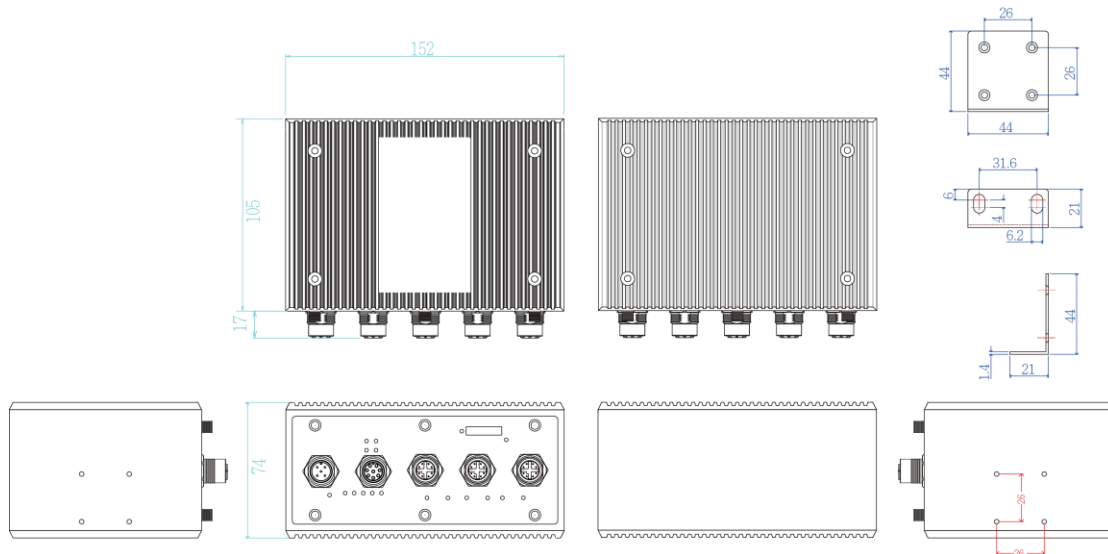
RJ45, 12V/24V model



RJ45, WV model



M12, 12V/24V/WV Model



SPECIFICATION

WLAN Interface	
Radio Frequency Type	DSSS, OFDM
Wireless Standard	IEEE 802.11ac/n/a 5GHz IEEE 802.11b/g/n 2.4GHz
Wireless bandwidth	5GHz: Up to 1300Mbps 2.4GHz: Up to 450Mbps
Modulation	<b>802.11b: DSSS</b> <b>802.11a/g:</b> OFDM (BPSK, QPSK, 16-QAM, 64-QAM) <b>802.11n:</b> OFDM (BPSK, QPSK, 16-QAM, 64-QAM) <b>802.11ac:</b> OFDM (BPSK, QPSK, 16-QAM, 64-QAM, 256-QAM)
Operating Frequency	IEEE 802.11 a/b/g/n ISM Band, 2.412GHz~2.472GHz, 5150MHz~5850MHz
Transmission Rate	IEEE802.11ac: up to 1300Mbps IEEE802.11b: 1 / 2 / 5.5 / 11 Mbps IEEE802.11a/g: 6 / 9 / 12 / 18 / 24 / 36 / 48 / 54 Mbps IEEE802.11n: up to 450Mbps
IEEE 802.11b/g/n(2.4Gbps)	<b>Output Power Tx +/- 2dB (per chain)</b> 18dBm @ 1~11Mbps 18dBm @ 6~54Mbps 20/20dBm @ MCS0~MCS7 (HT20/40) <b>Receiver Sensitivity Rx +/- 2dB</b> ≤ -95dBm @ 1~11Mbps ≤ -92dBm @ 6~18Mbps ≤ -88dBm @ 24Mbps ≤ -85dBm @ 36Mbps ≤ -81dBm @ 48Mbps ≤ -80dBm @ 54Mbps ≤ -94dBm @ MCS0 (HT20/40) ≤ -76dBm @ MCS7 (HT20/40)
IEEE 802.11a/n/ac(5Gbps)	<b>Output Power Tx +/- 2dB (per chain)</b> 20dBm @ 6~24Mbps 16dBm @ 36~54Mbps 19/18dBm @ MCS0 (HT20/40) 16/16dBm @ MCS7 (HT20/40) 19/18/18dBm @ MCS0 (VHT20/40/80) 13/13/13dBm @ MCS8 (VHT20/40/80) 13/13dBm @ MCS9 (VHT40/80) <b>Receiver Sensitivity Rx +/- 2dB</b> ≤ -92dBm @ 6~18Mbps ≤ -86dBm @ 24Mbps ≤ -84dBm @ 36Mbps ≤ -81dBm @ 48Mbps ≤ -80dBm @ 54Mbps
Encryption Security	≤ -93dBm @ MCS0 (HT20/40) ≤ -71dBm/≤ -80dBm @ MCS7 (HT20/40) ≤ -90dBm @ MCS0 (VHT20/40/80) ≤ -69dBm @ MCS8 (VHT20/40/80) ≤ -66dBm @ MCS9 (VHT40/80) WEP: (64-bit ,128-bit key supported) WPA/WPA2: IEEE802.11i (WEP and AES encryption) WPA-PSK (256-bit key pre-shared key supported) EAP, MD5, EAP, TLS, EAP, TTLS, EAP PEAP
Wireless Security	SSID broadcast disable
Cellular Interface	
Location Solutions	GPS, Glonass (EU/Americas) GPS, Glonass, Beidou, Galileo (APAC model only)
Band Options	<b>Asia-Pacific (APAC model)</b> LTE = B1, B3, B5, B7, B8, B18, B19, B21, B28, B38 (TDD), B39 (TDD), B40 (TDD), B41 (TDD) DC-HSPA+/ HSPA+/ HSPA/ UMTS = B1, B5, B6, B8, B9, B19  <b>Europe &amp; North America (EUNA model)</b> LTE = B1, B2, B3, B4, B5, B7, B8, B12, B13, B20, B25, B26, B29, B30, B41 (TDD) DC-HSPA+/ HSPA+/ HSPA/ UMTS = B1, B2, B3, B4, B5, B8  <b>World Wide (WW model)</b> LTE = B1, B2, B3, B4, B5, B7, B8, B9, B12, B13, B18, B19, B20, B26, B28, B29, B30, B32, B41 (TDD), B42 (TDD), B43 (TDD), B46 (TDD), B48 (TDD), B66 WCDMA = B1, B2, B3, B4, B5, B6, B8, B9, B19
Data Rates – LTE	<b>Asia-Pacific (APAC model)</b> Downlink (Cat 6): FDD: 300 Mbps TDD: 222 Mbps Uplink (Cat 6): FDD: 50 Mbps TDD: 26 Mbps  <b>Europe &amp; North America (EUNA model)</b> Downlink (Cat 6): FDD: 300 Mbps TDD: 222 Mbps Uplink (Cat 6): FDD: 50 Mbps TDD: 26 Mbps  <b>World Wide (WW model)</b> Downlink:

	Cat 12: 600 Mbps Cat 9: 450 Mbps Uplink: Cat 13: 150 Mbps	Serial Data Bits	5, 6, 7, 8
		Serial Parity	odd, even, none, mark, space
		Serial Stop Bits	1, 1.5, 2
		RS-232	TxD, RxD, RTS, CTS, DTR, DSR, DCD, GND
		RS-422	Tx+, Tx-, Rx+, Rx-, GND
		RS-485 (2-wire)	Data+, Data-, GND
		Isolation protection	RS422/RS485 2.5KV isolation; 8KV contact & 15KV air air RS232 8KV contact and 15KV air ESD DIDO 2.5KV isolation Input power 1.5KVA isolation
		EMMC Storage**	8/16/32 GB
		DI/DO	2 Digital Input (DI) : Level 0: -30~2V / Level 1: 10~30V Max. input current:8mA 2 Digital Output(DO): Open collector to 40 VDC, 200mA
<b>Software</b>		<b>LED Indicators</b>	
IPv6/4	Present	Power & System indicator	Per unit: Power 1 (Green), Power 2 (Green), P-Fail (Red), Storage (Green), Serial (Green), Ready (Green)
Operating Mode	AP/Bridge/Client/MESH modes	10/100/1000Base-T(X) port indicator	Link/Activity (Green), Speed (1000T: Yellow; 10/100TX: off)
Login Security	Supports IEEE802.1x Authentication/RADIUS	LTE	Green: Link/Act
Access Security	HTTP/HTTPS/Telnet/SSH & Administration; SNMP v1/v2/v3 access for authentication via MD5/SHA(v3) and Encryption via DES/AES(v3)	GPS	Green: Link/Act
Protocol	PPPoE Client, DHCP server/client, Adjustable MTU, Port forwarding (NAPT), DMZ; NAT, SNTP, Firewall (Firewall (DDoS); IP address filter / Mac address filter /TCP/UDP port name),VRRP, DDNS	WLAN	Green: Link/Act
Routing	Static route / RIPv2 / OSPF / BGP / EIGRP	Fault	Red: Ethernet link down or power down
Management	SNMP v1,v2c,v3/ Web/Telnet/CLI	<b>Fault contact</b>	
Load Balancing	5 schemes for multiple WAN	Relay	Relay output to carry capacity of 1A at 24VDC
<b>Basic</b>		<b>Power</b>	
Fixed	All traffic will be distributed to a single WAN.	Input power	Dual DC input, 9~56VDC (12V model) Dual DC input, 9~36VDC (24V model) Dual DC input, 16.8~137.5VDC (WV model)
Failover	Routes connections through preferred WAN link while others stand-by. Sequentially activating another link if the preferred link fails.	Power consumption (Typ.)	20 Watts
Priority	Select the active WAN according to priority.	<b>Physical Characteristic</b>	
Weighted Round-Robin	Evenly distribute the traffic over all working WAN links in circular order according to the specified weights	Enclosure	IP 30 Metal case (RJ45 model) IP 43 Metal case (M12 model)
Custom Route	Routing through the selected WAN for each specific traffic ex: TCP/UDP port number and IP address.	Dimension	<b>RJ45, 12V/ 24V model:</b> 74 (W) x 114 (D) x 152 (H) mm <b>RJ45, WV model:</b> 82 (W) x 172 (D) x 152 (H) mm <b>M12 model:</b> 74 (W) x 122 (D) x 152 (H) mm
Roaming	Client-base roaming	Weight	900g
MESH	Support 802.11s Wireless Mesh Network	Installation	RJ45 model: DIN-Rail and Wall-mount** installation M12 model: Wall-mount installation
WMM	Wi-Fi multimedia and 802.11e traffic prioritization	<b>Environmental</b>	
Security	WEP64/128bits/ WPA/ WPA-PSK (TKIP, AES)/ WPA2/ WPA2-PSK (TKIP, AES)/SSH/SSL/HTTPS	Storage Temperature	-40°C ~ 85°C (-40°F ~ 185°F)
Authentication	Radius Authentication, EAP-TLS, EAP-TTLS, PEAP; SSID broadcast disable supported	Operating Temperature	-40°C ~65°C (-40°F ~ 149°F)
SSID	16 sets	Operating Humidity	5% to 95% Non-condensing
Timer	Built-in Real Time Clock to keep track of time always (RTC)	<b>Regulatory approvals</b>	
Discovery	IEEE 802.1ab Link Layer Discovery Protocol (LLDP)	Safety	EN 62368-1
SNMP trap	Device cold / warm start Port link up / link down	EMC	FCC Part 15B Class A, ICES-003 ISSUE7, EN 55032: 2015, EN 55024: 2015 IEC 61000-6-2, IEC 61000-6-4 BS EN55032, BS EN55024
Graphic signal display	Graphic LTE & Wi-Fi signal strength	EMS	IEC 61000-4-2 (ESD), IEC 61000-4-3 (RS), IEC 61000-4-4 (EFT), IEC 61000-4-5 (Surge), IEC 61000-4-6 (CS), IEC 61000-4-8 (PFMF) BS EN61000-4-2, BS EN61000-4-3, BS EN61000-4-4, BS EN61000-4-5, BS EN61000-4-6, BS EN61000-4-8,
Remote Web control	To reboot or get status of router by WebUI	Radio Frequency	EN 301 489-1, EN 301 489-17, EN 301 489-19, EN 301 489-52, EN 302 502, EN 301 893, EN 300 328, EN 301 908-1**, EN 303 413,
Captive portal	Editable captive portal login page		
Maintenance	Firmware upgradeable through TFTP/HTTP		
Configuration backup & restore	Supports text configuration file for quick system installation USB port to upload/download configuration by USB dongle		
<b>Physical Ports &amp; System</b>			
Connectors	<b>RJ45 model</b> 10/100/1000T: 3 x ports RJ 45 with Auto MDI/MDI-X function (one port PD) USB x 1 Console connector: 1 x RJ 45 Serial connector : 2 or 4 x DB9 Power & P-Fail connector: 1 x 6-pole terminal block SIM card slots : 4(2L) or 2(1L)  <b>M12 model</b> 10/100/1000T: 3 x M12 8-pole X-coded Female with Auto MDI/MDI-X function (one port PD) Power & P-Fail connector: M12 5-pole A-coded Male Reset/ Console/ USB connector: M12 8-pole A-coded Female SIM card slots : 4(2L) or 2(1L)		
Antenna Connectors	<b>2L-1AC model</b> SMA connector for LTE: 4 (female) SMA connector for GPS: 2 (female) RP-SMA connector for Wi-Fi 1AC: 2 (female) <b>1L-2AC model</b> SMA connector for LTE: 2 (female) SMA connector for GPS: 1 (female) RP-SMA connector for Wi-Fi 2AC: 4 (female)		
Serial Band Rate	1000Kbps high data rate,250Kbps normal for RS232 ; 20Mbps high data rate,250Kbps normal for RS422/RS485 (RJ45 model only)		

	EN 62311	MTBF	1,161,227Hrs (standards: IEC62380)
Stability Testing	IEC 60068-2-27 (Shock) IEC 60068-2-31 (Shock) IEC 60068-2-64 (Vibration) IEC 60068-2-80 (Vibration)	Warranty	5 years
Vehicle Certificate (24V model)	E13 marking** (UN ECE R10)		*Future Release
Vehicle Compliance (24V model)	UN ECE R118, ITxPT design** (ITxPT design is IGN model only)		**Optional
Railway Compliance (Except -IGN model)	EN50155 EN61373 EN45545 IEC 60571		※ Standard test of the following bands are not listed in EN 301 908-1 report: (APAC not listed bands) LTE = B5, B18, B19, B21, B39, B41 WCDMA = B5, B6, B9, B19; (EUNA not listed bands) LTE = B2, B4, B5, B12, B13, B25, B26, B29, B30, B41 WCDMA = B2, B4, B5; (WW not listed bands) LTE = B2, B4, B5, B9, B12, B13, B18, B19, B26, B29, B30, B32, B41, B42, B43, B46, B48, B66 WCDMA = B2, B3, B4, B5, B6, B9, B19

## RF Performance Table

	Data Rate	TX Power (per chain)	TX Power (3 chains)	Tolerance	RX Specifications Sensitivity	Tolerance
2.4GHz 802.11b	1Mbps	20dBm	25dBm	±2dB	-95dBm	±2dB
	2Mbps	20dBm	25dBm	±2dB	-94dBm	±2dB
	5.5Mbps	20dBm	25dBm	±2dB	-92dBm	±2dB
2.4GHz 802.11g	11Mbps	20dBm	25dBm	±2dB	-90dBm	±2dB
	6Mbps	21dBm	26dBm	±2dB	-94dBm	±2dB
	9Mbps	21dBm	26dBm	±2dB	-93dBm	±2dB
	12Mbps	21dBm	26dBm	±2dB	-93dBm	±2dB
	18Mbps	21dBm	26dBm	±2dB	-90dBm	±2dB
	24Mbps	21dBm	26dBm	±2dB	-90dBm	±2dB
	36Mbps	20dBm	25dBm	±2dB	-85dBm	±2dB
	48Mbps	19dBm	24dBm	±2dB	-82dBm	±2dB
2.4GHz 802.11n HT20	54Mbps	18dBm	23dBm	±2dB	-80dBm	±2dB
	MCS 0	21dBm	26dBm	±2dB	-94dBm	±2dB
	MCS 1	21dBm	26dBm	±2dB	-92dBm	±2dB
	MCS 2	21dBm	26dBm	±2dB	-89dBm	±2dB
	MCS 3	20dBm	25dBm	±2dB	-84dBm	±2dB
	MCS 4	20dBm	25dBm	±2dB	-83dBm	±2dB
	MCS 5	20dBm	25dBm	±2dB	-80dBm	±2dB
2.4GHz 802.11n HT40	MCS 6	18dBm	23dBm	±2dB	-79dBm	±2dB
	MCS 7	16dBm	21dBm	±2dB	-77dBm	±2dB
	MCS 0	20dBm	25dBm	±2dB	-93dBm	±2dB
	MCS 1	20dBm	25dBm	±2dB	-91dBm	±2dB
	MCS 2	20dBm	25dBm	±2dB	-89dBm	±2dB
	MCS 3	19dBm	24dBm	±2dB	-84dBm	±2dB
	MCS 4	19dBm	24dBm	±2dB	-82dBm	±2dB
MCS 5	19dBm	24dBm	±2dB	-80dBm	±2dB	
MCS 6	18dBm	23dBm	±2dB	-79dBm	±2dB	
MCS 7	16dBm	21dBm	±2dB	-75dBm	±2dB	

	Data Rate	Tx Power (per chain)	Tx Power (3 chains)	Tolerance	RX Specifications Sensitivity	Tolerance
5GHz 802.11a	6Mbps	20dBm	25dBm	±2dB	-94dBm	±2dB
	9Mbps	20dBm	25dBm	±2dB	-94dBm	±2dB
	12Mbps	20dBm	25dBm	±2dB	-92dBm	±2dB
	18Mbps	20dBm	25dBm	±2dB	-91dBm	±2dB
	24Mbps	20dBm	25dBm	±2dB	-90dBm	±2dB
	36Mbps	18dBm	23dBm	±2dB	-86dBm	±2dB
	48Mbps	16dBm	21dBm	±2dB	-83dBm	±2dB
5GHz 802.11n/ac VHT20	54Mbps	15dBm	20dBm	±2dB	-80dBm	±2dB
	MCS 0	19dBm	24dBm	±2dB	-93dBm	±2dB
	MCS 1	19dBm	24dBm	±2dB	-90dBm	±2dB
	MCS 2	19dBm	24dBm	±2dB	-87dBm	±2dB
	MCS 3	18dBm	23dBm	±2dB	-83dBm	±2dB
	MCS 4	18dBm	23dBm	±2dB	-80dBm	±2dB
	MCS 5	17dBm	22dBm	±2dB	-77dBm	±2dB
	MCS 6	16dBm	21dBm	±2dB	-74dBm	±2dB
	MCS 7	14dBm	19dBm	±2dB	-73dBm	±2dB
5GHz 802.11n/ac VHT40	MCS 8	13dBm	18dBm	±2dB	-71dBm	±2dB
	MCS 0	18dBm	23dBm	±2dB	-90dBm	±2dB
	MCS 1	18dBm	23dBm	±2dB	-88dBm	±2dB
	MCS 2	18dBm	23dBm	±2dB	-85dBm	±2dB
	MCS 3	17dBm	22dBm	±2dB	-82dBm	±2dB
	MCS 4	17dBm	22dBm	±2dB	-80dBm	±2dB
	MCS 5	16dBm	21dBm	±2dB	-75dBm	±2dB
	MCS 6	15dBm	20dBm	±2dB	-73dBm	±2dB
	MCS 7	14dBm	19dBm	±2dB	-73dBm	±2dB
	MCS 8	13dBm	18dBm	±2dB	-70dBm	±2dB
5GHz 802.11ac VHT80	MCS 9	13dBm	18dBm	±2dB	-68dBm	±2dB
	MCS 0	18dBm	23dBm	±2dB	-89dBm	±2dB
	MCS 1	18dBm	23dBm	±2dB	-87dBm	±2dB
	MCS 2	18dBm	23dBm	±2dB	-85dBm	±2dB
	MCS 3	17dBm	22dBm	±2dB	-83dBm	±2dB
	MCS 4	17dBm	22dBm	±2dB	-80dBm	±2dB
	MCS 5	16dBm	21dBm	±2dB	-78dBm	±2dB
	MCS 6	15dBm	20dBm	±2dB	-75dBm	±2dB
	MCS 7	14dBm	19dBm	±2dB	-72dBm	±2dB
	MCS 8	13dBm	18dBm	±2dB	-70dBm	±2dB
MCS 9	13dBm	18dBm	±2dB	-68dBm	±2dB	

## ORDERING INFORMATION

- M12 models are available with -M12 model names (-2S/-4S/-2SA/-2SB/-2S2SA/-2S2SB are RJ45 models only)
- 2 RS422 models are available with -2SA; 2 RS485 models are available with -2SB; 2 RS232+ 2 RS422 models are available with -2S2SA; 2 RS232+ 2 RS485 models are available with -2S2SB (RJ45 models only)
- For 24V model are all available with -IGN model name (w/ ignition)

### 12V model

- **IWMR-3003-2L-1AC-2S-12V-EUNA.....P/N: 8699-001**  
Industrial Dual LTE (Quad SIM) One Wi-Fi 11ac/a/b/g/n Load Balancing Multifunction Router w/ 2 RS232 serial ports and 3 port Gigabit Ethernet (incl. 1PD); EU and US band; dual input 9V~56VDC; -40~65C
- **IWMR-3003-2L-1AC-2S-12V-WW.....P/N: 8699-002**  
Industrial Dual LTE (Quad SIM) One Wi-Fi 11ac/a/b/g/n Load Balancing Multifunction Router w/ 2 RS232 serial ports and 3 port Gigabit Ethernet (incl. 1PD); worldwide band; dual input 9V~56VDC; -40~65C
- **IWMR-3003-2L-1AC-2S-12V-APAC.....P/N: 8699-003**  
Industrial Dual LTE (Quad SIM) One Wi-Fi 11ac/a/b/g/n Load Balancing Multifunction Router w/ 2 RS232 serial ports and 3 port Gigabit Ethernet (incl. 1PD); APAC band; dual input 9V~56VDC; -40~65C
- **IWMR-3003-2L-1AC-4S-12V-EUNA.....P/N: 8699-004**  
Industrial Dual LTE (Quad SIM) One Wi-Fi 11ac/a/b/g/n Load Balancing Multifunction Router w/ 4 RS232 serial ports and 3 port Gigabit Ethernet (incl. 1PD); EU and US band; dual input 9V~56VDC; -40~65C
- **IWMR-3003-2L-1AC-4S-12V-WW.....P/N: 8699-005**  
Industrial Dual LTE (Quad SIM) One Wi-Fi 11ac/a/b/g/n Load Balancing Multifunction Router w/ 4 RS232 serial ports and 3 port Gigabit Ethernet (incl. 1PD); worldwide band; dual input 9V~56VDC; -40~65C
- **IWMR-3003-2L-1AC-4S-12V-APAC.....P/N: 8699-006**  
Industrial Dual LTE (Quad SIM) One Wi-Fi 11ac/a/b/g/n Load Balancing Multifunction Router w/ 4 RS232 serial ports and 3 port Gigabit Ethernet (incl. 1PD); APAC band; dual input 9V~56VDC; -40~65C
- **IWMR-3003-1L-1AC-2S-12V-EUNA.....P/N: 8699-007**  
Industrial One LTE (Dual SIM) One Wi-Fi 11ac/a/b/g/n Load Balancing Multifunction Router w/ 2 RS232 serial ports and 3 port Gigabit Ethernet (incl. 1PD); EU and US band; dual input 9V~56VDC; -40~65C
- **IWMR-3003-1L-1AC-2S-12V-WW.....P/N: 8699-008**  
Industrial One LTE (Dual SIM) One Wi-Fi 11ac/a/b/g/n Load Balancing Multifunction Router w/ 2 RS232 serial ports and 3 port Gigabit Ethernet (incl. 1PD); worldwide band; dual input 9V~56VDC; -40~65C
- **IWMR-3003-1L-1AC-2S-12V-APAC.....P/N: 8699-009**



- Industrial One LTE (Dual SIM) One Wi-Fi 11ac/a/b/g/n Load Balancing Multifunction Router w/ 2 RS232 serial ports and 3 port Gigabit Ethernet (incl. 1PD); APAC band; dual input 9V~56VDC; -40~65C
- **IWMR-3003-1L-1AC-4S-12V-EUNA..... P/N: 8699-010**
- Industrial One LTE (Dual SIM) One Wi-Fi 11ac/a/b/g/n Load Balancing Multifunction Router w/ 4 RS232 serial ports and 3 port Gigabit Ethernet (incl. 1PD); EU and US band; dual input 9V~56VDC; -40~65C
- **IWMR-3003-1L-1AC-4S-12V-WW.....P/N: 8699-011**
- Industrial One LTE (Dual SIM) One Wi-Fi 11ac/a/b/g/n Load Balancing Multifunction Router w/ 4 RS232 serial ports and 3 port Gigabit Ethernet (incl. 1PD); worldwide band; dual input 9V~56VDC; -40~65C
- **IWMR-3003-1L-1AC-4S-12V-APAC.....P/N: 8699-012**
- Industrial One LTE (Dual SIM) One Wi-Fi 11ac/a/b/g/n Load Balancing Multifunction Router w/ 4 RS232 serial ports and 3 port Gigabit Ethernet (incl. 1PD); APAC band; dual input 9V~56VDC; -40~65C
- **IWMR-3003-1L-2AC-2S-12V-EUNA.....P/N: 8699-013**
- Industrial One LTE (Dual SIM) Two Wi-Fi 11ac/a/b/g/n Load Balancing Multifunction Router w/2 RS232 serial ports and 3 port Gigabit Ethernet (incl. 1PD); EU and US band; dual input 9V~56VDC -40~65C
- **IWMR-3003-1L-2AC-2S-12V-WW .....P/N: 8699-014**
- Industrial One LTE (Dual SIM) Two Wi-Fi 11ac/a/b/g/n Load Balancing Multifunction Router w/2 RS232 serial ports and 3 port Gigabit Ethernet (incl. 1PD); worldwide band; dual input 9V~56VDC; -40~65C
- **IWMR-3003-1L-2AC-2S-12V-APAC .....P/N: 8699-015**
- Industrial One LTE (Dual SIM) Two Wi-Fi 11ac/a/b/g/n Load Balancing Multifunction Router w/2 RS232 serial ports and 3 port Gigabit Ethernet (incl. 1PD); APAC band; dual input 9V~56VDC; -40~65C
- **IWMR-3003-1L-2AC-4S-12V-EUNA.....P/N: 8699-016**
- Industrial One LTE (Dual SIM) Two Wi-Fi 11ac/a/b/g/n Load Balancing Multifunction Router w/ 4 RS232 serial ports and 3 port Gigabit Ethernet (incl. 1PD); EU and US band; dual input 9V~56VDC -40~65C
- **IWMR-3003-1L-2AC-4S-12V-WW .....P/N: 8699-017**
- Industrial One LTE (Dual SIM) Two Wi-Fi 11ac/a/b/g/n Load Balancing Multifunction Router w/ 4 RS232 serial ports and 3 port Gigabit Ethernet (incl. 1PD); worldwide band; dual input 9V~56VDC; -40~65C
- **IWMR-3003-1L-2AC-4S-12V-APAC .....P/N: 8699-018**
- Industrial One LTE (Dual SIM) Two Wi-Fi 11ac/a/b/g/n Load Balancing Multifunction Router w/ 4 RS232 serial ports and 3 port Gigabit Ethernet (incl. 1PD); APAC band; dual input 9V~56VDC; -40~65C
- **IWMR-3003-M12-2L-1AC-12V-EUNA.....P/N: 8699-103**
- Industrial Dual LTE (Quad SIM) One Wi-Fi 11ac/a/b/g/n Load Balancing Multifunction Router w/ 3 port M12 Gigabit Ethernet (incl. 1PD); EU and US band; dual input 9V~56VDC; -40~65C
- **IWMR-3003-M12-2L-1AC-12V-WW.....P/N: 8699-1031**
- Industrial Dual LTE (Quad SIM) One Wi-Fi 11ac/a/b/g/n Load Balancing Multifunction Router w/ 3 port M12 Gigabit Ethernet (incl. 1PD); worldwide band; dual input 9V~56VDC; -40~65C
- **IWMR-3003-M12-2L-1AC-12V-APAC.....P/N: 8699-1032**
- Industrial Dual LTE (Quad SIM) One Wi-Fi 11ac/a/b/g/n Load Balancing Multifunction Router w/ 3 port M12 Gigabit Ethernet (incl. 1PD); APAC band; dual input 9V~56VDC; -40~65C
- **IWMR-3003-M12-1L-1AC-12V-EUNA.....P/N: 8699-104**
- Industrial One LTE (Dual SIM) One Wi-Fi 11ac/a/b/g/n Load Balancing Multifunction Router w/ 3 port M12 Gigabit Ethernet (incl. 1PD); EU and US band; dual input 9V~56VDC; -40~65C
- **IWMR-3003-M12-1L-1AC-12V-WW.....P/N: 8699-1041**
- Industrial One LTE (Dual SIM) One Wi-Fi 11ac/a/b/g/n Load Balancing Multifunction Router w/ 3 port M12 Gigabit Ethernet (incl. 1PD); worldwide band; dual input 9V~56VDC; -40~65C
- **IWMR-3003-M12-1L-1AC-12V-APAC.....P/N: 8699-1042**
- Industrial One LTE (Dual SIM) One Wi-Fi 11ac/a/b/g/n Load Balancing Multifunction Router w/ 3 port M12 Gigabit Ethernet (incl. 1PD); APAC band; dual input 9V~56VDC; -40~65C
- **IWMR-3003-M12-1L-2AC-12V-EUNA.....P/N: 8699-105**
- Industrial One LTE (Dual SIM) Two Wi-Fi 11ac/a/b/g/n Load Balancing Multifunction Router w/ 3 port M12 Gigabit Ethernet (incl. 1PD); EU and US band; dual input 9V~56VDC -40~65C
- **IWMR-3003-M12-1L-2AC-12V-WW .....P/N: 8699-1051**
- Industrial One LTE (Dual SIM) Two Wi-Fi 11ac/a/b/g/n Load Balancing Multifunction Router w/ 3 port M12 Gigabit Ethernet (incl. 1PD); worldwide band; dual input 9V~56VDC; -40~65C
- **IWMR-3003-M12-1L-2AC-12V-APAC .....P/N: 8699-1052**
- Industrial One LTE (Dual SIM) Two Wi-Fi 11ac/a/b/g/n Load Balancing Multifunction Router w/ 3 port M12 Gigabit Ethernet (incl. 1PD); APAC band; dual input 9V~56VDC; -40~65C

**24V model**

- **IWMR-3003-2L-1AC-2S-24V-EUNA.....P/N: 8699-019**
- Industrial Dual LTE (Quad SIM) One Wi-Fi 11ac/a/b/g/n Load Balancing Multifunction Router w/ 2 RS232 serial ports and 3 port Gigabit Ethernet (incl. 1PD); EU and US band; dual input 9V~36VDC; -40~65C
- **IWMR-3003-2L-1AC-2S-24V-WW.....P/N: 8699-020**
- Industrial Dual LTE (Quad SIM) One Wi-Fi 11ac/a/b/g/n Load Balancing Multifunction Router w/ 2 RS232 serial ports and 3 port Gigabit Ethernet (incl. 1PD); worldwide band; dual input 9V~36VDC; -40~65C
- **IWMR-3003-2L-1AC-2S-24V-APAC.....P/N: 8699-021**

- Industrial Dual LTE (Quad SIM) One Wi-Fi 11ac/a/b/g/n Load Balancing Multifunction Router w/ 2 RS232 serial ports and 3 port Gigabit Ethernet (incl. 1PD); APAC band; dual input 9V~36VDC; -40~65C
- **IWMR-3003-2L-1AC-4S-24V-EUNA.....P/N: 8699-022**

Industrial Dual LTE (Quad SIM) One Wi-Fi 11ac/a/b/g/n Load Balancing Multifunction Router w/ 4 RS232 serial ports and 3 port Gigabit Ethernet (incl. 1PD); EU and US band; dual input 9V~36VDC; -40~65C

  - **IWMR-3003-2L-1AC-4S-24V-WW.....P/N: 8699-023**

Industrial Dual LTE (Quad SIM) One Wi-Fi 11ac/a/b/g/n Load Balancing Multifunction Router w/ 4 RS232 serial ports and 3 port Gigabit Ethernet (incl. 1PD); worldwide band; dual input 9V~36VDC; -40~65C

  - **IWMR-3003-2L-1AC-4S-24V-APAC.....P/N: 8699-024**

Industrial Dual LTE (Quad SIM) One Wi-Fi 11ac/a/b/g/n Load Balancing Multifunction Router w/ 4 RS232 serial ports and 3 port Gigabit Ethernet (incl. 1PD); APAC band; dual input 9V~36VDC; -40~65C

  - **IWMR-3003-1L-1AC-2S-24V-EUNA.....P/N: 8699-025**

Industrial One LTE (Dual SIM) One Wi-Fi 11ac/a/b/g/n Load Balancing Multifunction Router w/ 2 RS232 serial ports and 3 port Gigabit Ethernet (incl. 1PD); EU and US band; dual input 9V~36VDC; -40~65C

  - **IWMR-3003-1L-1AC-2S-24V-WW.....P/N: 8699-026**

Industrial One LTE (Dual SIM) One Wi-Fi 11ac/a/b/g/n Load Balancing Multifunction Router w/ 2 RS232 serial ports and 3 port Gigabit Ethernet (incl. 1PD); worldwide band; dual input 9V~36VDC; -40~65C

  - **IWMR-3003-1L-1AC-2S-24V-APAC.....P/N: 8699-027**

Industrial One LTE (Dual SIM) One Wi-Fi 11ac/a/b/g/n Load Balancing Multifunction Router w/ 2 RS232 serial ports and 3 port Gigabit Ethernet (incl. 1PD); APAC band; dual input 9V~36VDC; -40~65C

  - **IWMR-3003-1L-1AC-4S-24V-EUNA..... P/N: 8699-028**

Industrial One LTE (Dual SIM) One Wi-Fi 11ac/a/b/g/n Load Balancing Multifunction Router w/ 4 RS232 serial ports and 3 port Gigabit Ethernet (incl. 1PD); EU and US band; dual input 9V~36VDC; -40~65C

  - **IWMR-3003-1L-1AC-4S-24V-WW.....P/N: 8699-029**

Industrial One LTE (Dual SIM) One Wi-Fi 11ac/a/b/g/n Load Balancing Multifunction Router w/ 4 RS232 serial ports and 3 port Gigabit Ethernet (incl. 1PD); worldwide band; dual input 9V~36VDC; -40~65C

  - **IWMR-3003-1L-1AC-4S-24V-APAC.....P/N: 8699-030**

Industrial One LTE (Dual SIM) One Wi-Fi 11ac/a/b/g/n Load Balancing Multifunction Router w/ 4 RS232 serial ports and 3 port Gigabit Ethernet (incl. 1PD); APAC band; dual input 9V~36VDC; -40~65C

  - **IWMR-3003-1L-2AC-2S-24V-EUNA.....P/N: 8699-031**

Industrial One LTE (Dual SIM) Two Wi-Fi 11ac/a/b/g/n Load Balancing Multifunction Router w/2 RS232 serial ports and 3 port Gigabit Ethernet (incl. 1PD); EU and US band; dual input 9V~36VDC -40~65C

  - **IWMR-3003-1L-2AC-2S-24V-WW .....P/N: 8699-032**

Industrial One LTE (Dual SIM) Two Wi-Fi 11ac/a/b/g/n Load Balancing Multifunction Router w/2 RS232 serial ports and 3 port Gigabit Ethernet (incl. 1PD); worldwide band; dual input 9V~36VDC; -40~65C

  - **IWMR-3003-1L-2AC-2S-24V-APAC .....P/N: 8699-033**

Industrial One LTE (Dual SIM) Two Wi-Fi 11ac/a/b/g/n Load Balancing Multifunction Router w/2 RS232 serial ports and 3 port Gigabit Ethernet (incl. 1PD); APAC band; dual input 9V~36VDC; -40~65C

  - **IWMR-3003-1L-2AC-4S-24V-EUNA.....P/N: 8699-034**

Industrial One LTE (Dual SIM) Two Wi-Fi 11ac/a/b/g/n Load Balancing Multifunction Router w/ 4 RS232 serial ports and 3 port Gigabit Ethernet (incl. 1PD); EU and US band; dual input 9V~36VDC -40~65C

  - **IWMR-3003-1L-2AC-4S-24V-WW .....P/N: 8699-035**

Industrial One LTE (Dual SIM) Two Wi-Fi 11ac/a/b/g/n Load Balancing Multifunction Router w/ 4 RS232 serial ports and 3 port Gigabit Ethernet (incl. 1PD); worldwide band; dual input 9V~36VDC; -40~65C

  - **IWMR-3003-1L-2AC-4S-24V-APAC .....P/N: 8699-036**

Industrial One LTE (Dual SIM) Two Wi-Fi 11ac/a/b/g/n Load Balancing Multifunction Router w/ 4 RS232 serial ports and 3 port Gigabit Ethernet (incl. 1PD); APAC band; dual input 9V~36VDC; -40~65C

  - **IWMR-3003-M12-2L-1AC-24V-EUNA.....P/N: 8699-0191**

Industrial Dual LTE (Quad SIM) One Wi-Fi 11ac/a/b/g/n Load Balancing Multifunction Router w/ 3 port M12 Gigabit Ethernet (incl. 1PD); EU and US band; dual input 9V~36VDC; -40~65C

  - **IWMR-3003-M12-2L-1AC-24V-WW.....P/N: 8699-106**

Industrial Dual LTE (Quad SIM) One Wi-Fi 11ac/a/b/g/n Load Balancing Multifunction Router w/ 3 port M12 Gigabit Ethernet (incl. 1PD); worldwide band; dual input 9V~36VDC; -40~65C

  - **IWMR-3003-M12-2L-1AC-24V-APAC.....P/N: 8699-1061**

Industrial Dual LTE (Quad SIM) One Wi-Fi 11ac/a/b/g/n Load Balancing Multifunction Router w/ 3 port M12 Gigabit Ethernet (incl. 1PD); APAC band; dual input 9V~36VDC; -40~65C

  - **IWMR-3003-M12-1L-1AC-24V-EUNA.....P/N: 8699-0251**

Industrial One LTE (Dual SIM) One Wi-Fi 11ac/a/b/g/n Load Balancing Multifunction Router w/ 3 port M12 Gigabit Ethernet (incl. 1PD); EU and US band; dual input 9V~36VDC; -40~65C

  - **IWMR-3003-M12-1L-1AC-24V-WW.....P/N: 8699-107**

Industrial One LTE (Dual SIM) One Wi-Fi 11ac/a/b/g/n Load Balancing Multifunction Router w/ 3 port M12 Gigabit Ethernet (incl. 1PD); worldwide band; dual input 9V~36VDC; -40~65C

  - **IWMR-3003-M12-1L-1AC-24V-APAC.....P/N: 8699-1071**

Industrial One LTE (Dual SIM) One Wi-Fi 11ac/a/b/g/n Load Balancing Multifunction Router w/ 3 port M12 Gigabit Ethernet (incl. 1PD); APAC band; dual input 9V~36VDC; -40~65C

  - **IWMR-3003-M12-1L-2AC-24V-EUNA.....P/N: 8699-108**

Industrial One LTE (Dual SIM) Two Wi-Fi 11ac/a/b/g/n Load Balancing Multifunction Router w/ 3 port M12 Gigabit Ethernet (incl. 1PD); EU and US band; dual input 9V~36VDC -40~65C

- **IWMR-3003-M12-1L-2AC-24V-WW** .....P/N: 8699-1081  
Industrial One LTE (Dual SIM) Two Wi-Fi 11ac/a/b/g/n Load Balancing Multifunction Router w/ 3 port M12 Gigabit Ethernet (incl. 1PD); worldwide band; dual input 9V~36VDC; -40~65C
- **IWMR-3003-M12-1L-2AC-24V-APAC** .....P/N: 8699-1082  
Industrial One LTE (Dual SIM) Two Wi-Fi 11ac/a/b/g/n Load Balancing Multifunction Router w/ 3 port M12 Gigabit Ethernet (incl. 1PD); APAC band; dual input 9V~36VDC; -40~65C

**WV model**

- **IWMR-3003-2L-1AC-2S-WV-EUNA**.....P/N: 8699-037  
Industrial Dual LTE (Quad SIM) One Wi-Fi 11ac/a/b/g/n Load Balancing Multifunction Router w/ 2 RS232 serial ports and 3 port Gigabit Ethernet (incl. 1PD); EU and US band; dual input 16.8V~137.5VDC; -40~65C
- **IWMR-3003-2L-1AC-2S-WV-WW**.....P/N: 8699-038  
Industrial Dual LTE (Quad SIM) One Wi-Fi 11ac/a/b/g/n Load Balancing Multifunction Router w/ 2 RS232 serial ports and 3 port Gigabit Ethernet (incl. 1PD); worldwide band; dual input 16.8V~137.5VDC; -40~65C
- **IWMR-3003-2L-1AC-2S-WV-APAC**.....P/N: 8699-039  
Industrial Dual LTE (Quad SIM) One Wi-Fi 11ac/a/b/g/n Load Balancing Multifunction Router w/ 2 RS232 serial ports and 3 port Gigabit Ethernet (incl. 1PD); APAC band; dual input 16.8V~137.5VDC; -40~65C
- **IWMR-3003-2L-1AC-4S-WV-EUNA**.....P/N: 8699-040  
Industrial Dual LTE (Quad SIM) One Wi-Fi 11ac/a/b/g/n Load Balancing Multifunction Router w/ 4 RS232 serial ports and 3 port Gigabit Ethernet (incl. 1PD); EU and US band; dual input 16.8V~137.5VDC; -40~65C
- **IWMR-3003-2L-1AC-4S-WV-WW**.....P/N: 8699-041  
Industrial Dual LTE (Quad SIM) One Wi-Fi 11ac/a/b/g/n Load Balancing Multifunction Router w/4 RS232 serial ports and 3 port Gigabit Ethernet (incl. 1PD); worldwide band; dual input 16.8V~137.5VDC; -40~65C
- **IWMR-3003-2L-1AC-4S-WV-APAC**.....P/N: 8699-042  
Industrial Dual LTE (Quad SIM) One Wi-Fi 11ac/a/b/g/n Load Balancing Multifunction Router w/ 4 RS232 serial ports and 3 port Gigabit Ethernet (incl. 1PD); APAC band; dual input 16.8V~137.5VDC; -40~65C
- **IWMR-3003-1L-1AC-2S-WV-EUNA**.....P/N: 8699-043  
Industrial One LTE (Dual SIM) One Wi-Fi 11ac/a/b/g/n Load Balancing Multifunction Router w/ 2 RS232 serial ports and 3 port Gigabit Ethernet (incl. 1PD); EU and US band; dual input 16.8V~137.5VDC; -40~65C
- **IWMR-3003-1L-1AC-2S-WV-WW**.....P/N: 8699-044  
Industrial One LTE (Dual SIM) One Wi-Fi 11ac/a/b/g/n Load Balancing Multifunction Router w/ 2 RS232 serial ports and 3 port Gigabit Ethernet (incl. 1PD); worldwide band; dual input 16.8V~137.5VDC; -40~65C
- **IWMR-3003-1L-1AC-2S-WV-APAC**.....P/N: 8699-045  
Industrial One LTE (Dual SIM) One Wi-Fi 11ac/a/b/g/n Load Balancing Multifunction Router w/ 2 RS232 serial ports and 3 port Gigabit Ethernet (incl. 1PD); APAC band; dual input 16.8V~137.5VDC; -40~65C
- **IWMR-3003-1L-1AC-4S-WV-EUNA**.....P/N: 8699-046  
Industrial One LTE (Dual SIM) One Wi-Fi 11ac/a/b/g/n Load Balancing Multifunction Router w/ 4 RS232 serial ports and 3 port Gigabit Ethernet (incl. 1PD); EU and US band; dual input 16.8V~137.5VDC; -40~65C
- **IWMR-3003-1L-1AC-4S-WV-WW**.....P/N: 8699-047  
Industrial One LTE (Dual SIM) One Wi-Fi 11ac/a/b/g/n Load Balancing Multifunction Router w/ 4 RS232 serial ports and 3 port Gigabit Ethernet (incl. 1PD); worldwide band; dual input 16.8V~137.5VDC; -40~65C
- **IWMR-3003-1L-1AC-4S-WV-APAC**.....P/N: 8699-048  
Industrial One LTE (Dual SIM) One Wi-Fi 11ac/a/b/g/n Load Balancing Multifunction Router w/ 4 RS232 serial ports and 3 port Gigabit Ethernet (incl. 1PD); APAC band; dual input 16.8V~137.5VDC; -40~65C
- **IWMR-3003-1L-2AC-2S-WV-EUNA**.....P/N: 8699-049  
Industrial One LTE (Dual SIM) Two Wi-Fi 11ac/a/b/g/n Load Balancing Multifunction Router w/2 RS232 serial ports and 3 port Gigabit Ethernet (incl. 1PD); EU and US band; dual input 16.8V~137.5VDC; -40~65C
- **IWMR-3003-1L-2AC-2S-WV-WW** .....P/N: 8699-050  
Industrial One LTE (Dual SIM) Two Wi-Fi 11ac/a/b/g/n Load Balancing Multifunction Router w/2 RS232 serial ports and 3 port Gigabit Ethernet (incl. 1PD); worldwide band; dual input 16.8V~137.5VDC; -40~65C
- **IWMR-3003-1L-2AC-2S-WV-APAC** .....P/N: 8699-051  
Industrial One LTE (Dual SIM) Two Wi-Fi 11ac/a/b/g/n Load Balancing Multifunction Router w/2 RS232 serial ports and 3 port Gigabit Ethernet (incl. 1PD); APAC band; dual input 16.8V~137.5VDC; -40~65C
- **IWMR-3003-1L-2AC-4S-WV-EUNA**.....P/N: 8699-052  
Industrial One LTE (Dual SIM) Two Wi-Fi 11ac/a/b/g/n Load Balancing Multifunction Router w/ 4 RS232 serial ports and 3 port Gigabit Ethernet (incl. 1PD); EU and US band; dual input 16.8V~137.5VDC; -40~65C
- **IWMR-3003-1L-2AC-4S-WV-WW** .....P/N: 8699-053  
Industrial One LTE (Dual SIM) Two Wi-Fi 11ac/a/b/g/n Load Balancing Multifunction Router w/ 4 RS232 serial ports and 3 port Gigabit Ethernet (incl. 1PD); worldwide band; dual input 16.8V~137.5VDC; -40~65C
- **IWMR-3003-1L-2AC-4S-WV-APAC** .....P/N: 8699-054  
Industrial One LTE (Dual SIM) Two Wi-Fi 11ac/a/b/g/n Load Balancing Multifunction Router w/ 4 RS232 serial ports and 3 port Gigabit Ethernet (incl. 1PD); APAC band; dual input 16.8V~137.5VDC; -40~65C
- **IWMR-3003-M12-2L-1AC-WV-EUNA**.....P/N: 8699-102  
Industrial Dual LTE (Quad SIM) One Wi-Fi 11ac/a/b/g/n Load Balancing Multifunction Router w/ 3 port M12 Gigabit Ethernet (incl. 1PD); EU and US band; dual input 16.8V~137.5VDC; -40~65C

- **IWMR-3003-M12-2L-1AC-WV-WW.....P/N: 8699-1021**  
Industrial Dual LTE (Quad SIM) One Wi-Fi 11ac/a/b/g/n Load Balancing Multifunction Router w/ 3 port M12 Gigabit Ethernet (incl. 1PD); worldwide band; dual input 16.8V~137.5VDC; -40~65C
- **IWMR-3003-M12-2L-1AC-WV-APAC.....P/N: 8699-1022**  
Industrial Dual LTE (Quad SIM) One Wi-Fi 11ac/a/b/g/n Load Balancing Multifunction Router w/ 3 port M12 Gigabit Ethernet (incl. 1PD); APAC band; dual input 16.8V~137.5VDC; -40~65C
- **IWMR-3003-M12-1L-1AC-WV-EUNA.....P/N: 8699-1012**  
Industrial One LTE (Dual SIM) One Wi-Fi 11ac/a/b/g/n Load Balancing Multifunction Router w/ 3 port M12 Gigabit Ethernet (incl. 1PD); EU and US band; dual input 16.8V~137.5VDC; -40~65C
- **IWMR-3003-M12-1L-1AC-WV-WW.....P/N: 8699-1013**  
Industrial One LTE (Dual SIM) One Wi-Fi 11ac/a/b/g/n Load Balancing Multifunction Router w/ 3 port M12 Gigabit Ethernet (incl. 1PD); worldwide band; dual input 16.8V~137.5VDC; -40~65C
- **IWMR-3003-M12-1L-1AC-WV-APAC.....P/N: 8699-101**  
Industrial One LTE (Dual SIM) One Wi-Fi 11ac/a/b/g/n Load Balancing Multifunction Router w/ 3 port M12 Gigabit Ethernet (incl. 1PD); APAC band; dual input 16.8V~137.5VDC; -40~65C
- **IWMR-3003-M12-1L-2AC-WV-EUNA.....P/N: 8699-109**  
Industrial One LTE (Dual SIM) Two Wi-Fi 11ac/a/b/g/n Load Balancing Multifunction Router w/ 3 port M12 Gigabit Ethernet (incl. 1PD); EU and US band; dual input 16.8V~137.5VDC -40~65C
- **IWMR-3003-M12-1L-2AC-WV-WW .....P/N: 8699-1091**  
Industrial One LTE (Dual SIM) Two Wi-Fi 11ac/a/b/g/n Load Balancing Multifunction Router w/ 3 port M12 Gigabit Ethernet (incl. 1PD); worldwide band; dual input 16.8V~137.5VDC; -40~65C
- **IWMR-3003-M12-1L-2AC-WV-APAC .....P/N: 8699-1011**  
Industrial One LTE (Dual SIM) Two Wi-Fi 11ac/a/b/g/n Load Balancing Multifunction Router w/ 3 port M12 Gigabit Ethernet (incl. 1PD); APAC band; dual input 16.8V~137.5VDC; -40~65C

**EMMC Flash Storage**

- **8G.....P/N: 8850-113**
- **16G.....P/N: 8850-114**
- **32G.....P/N: 8850-115**

**OPTIONAL ACCESSORIES**

**Management System**

- **InstaAir.....P/N: 9000-121**  
Cloud Based Fleet Management System for Routers

**GPS Antenna**

- **ANT12000001** SMA GPS antenna, 28dB, 300m



**Cellular Antenna**

- **ANT11000041** 2G/3G/4G dipole antenna, 791-960/1710~2170/2500~2700MHz, 3dBi, SMA plug, EU



- **ANT11000042** 2G/3G/4G dipole antenna, 704-960/1710~2170MHz, 3dBi, SMA plug, US



- **ANT11000044** 2G/3G/4G dipole antenna, 704-960/1710~2690MHz, 1.6dBi, SMA plug, EU



- **ANT11000045** 2G/3G/4G dipole antenna, 698-960/1710~2690MHZ, 3dBi, SMA plug, US



**Wi-Fi Antenna**

- **ANT11000051** 2.4/5GHz SMA dipole Wi-Fi antenna, 3dBi (2.4GHz), 4dBi (5GHz)



- **ANT11000055** 2.4/5GHz SMA dipole Wi-Fi antenna, 6dBi (2.4GHz), 4dBi (5GHz)



**Antenna Base**

- **ADA11000052** Magnetic antenna base for Wi-Fi, RP SMA Jack Base, Length : 1M



- **ADA11000053** Magnetic antenna base for 3G/4G, RP SMA Jack Base, Length : 1M



**Lantech Communications Global Inc.**

[www.lantechcom.tw](http://www.lantechcom.tw)  
[info@lantechcom.tw](mailto:info@lantechcom.tw)

© 2022 Copyright Lantech Communications Global Inc. all rights reserved.  
The revise authority rights of product specifications belong to Lantech Communications Global Inc.  
In a continuing effort to improve and advance technology, product specifications are subject to change without notice.