



iNA110 NEW

DIN-Rail Cybersecurity Gateway with Intel Atom® x5-E3930/E3940 Processor and 4 LAN with LAN Bypass



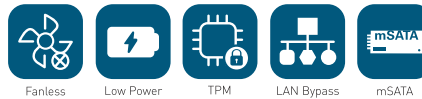
▲ Top Side



▲ DIN-Rail

Features

- Cost-effective with fanless design
- Intel Atom® x5-E3930/E3940 processor (Apollo Lake)
- 4 GbE RJ-45 (Intel® I210-IT) with LAN Bypass
- Wide operating temperature range from -40°C to +70°C
- 9 to 36 VDC, typical 12-24V power input with OVP, UVP, OCP, RPP
- Supports TPM 2.0
- Ideal for ICS cybersecurity and critical infrastructure protection



Specifications

System

CPU	Intel Atom® x5-E3930/E3940 processor (Apollo Lake)
Chipset	SoC integrated
Memory	1 x DDR3L-1600 SO-DIMM, up to 8GB non-ECC memory
BIOS	AMI SPI Flash BIOS
Storage	1 x 2.5" SATA 3.0 SSD 1 x Half-size mSATA (occupied 1 x PCI Express Mini Card slot)
Network Interface	4 x GbE RJ-45 (Intel® I210-IT) with 1-pair LAN Bypass
I/O	1 x HDMI 2 x USB 3.0 1 x Console port (RJ-45) 4 x Copper LAN port 1 x COM port (RS-232/422/485) with terminal block 1 x Power input connector 1 x Tact switch for H/W reset 4 x Antenna hole
Expansion Interface	1 x Half-size PCIe Mini Card slot with SATA/USB signal 1 x Full-size PCIe Mini Card slot with USB signal (with 1 x SIM slot)
TPM	TPM 2.0
Watchdog Timer	255 stepping for system reset
Power Supply	1 x Terminal block, 9 to 36 VDC (typical 12/24V)
OS Compatibility	Linux, Windows® 10

Specifications

Mechanical/ Environmental

Form Factor	DIN-rail, wall mount (optional)
LED	Power, HDD, LAN Bypass, GPIO programmable
Operating Temperature	-40°C to +70°C (-40°F to +158°F)
Humidity	10% - 95% RH, non-condensing
Chassis Material	Aluminum and steel
Dimensions	51 mm (2.01") (W) x 110 mm (4.33") (D) x 155 mm (6.10") (H)
Weight (net/gross)	TBD
Certifications	CE (Class A), FCC (Class A)

Ordering Information

Standard

iNA110-E3930-A (P/N: TBD)	DIN-rail cybersecurity gateway with Intel Atom® x5-E3930 processor and 4 GbE LAN
iNA110-E3940-A (P/N: TBD)	DIN-rail cybersecurity gateway with Intel Atom® x5-E3940 processor and 4 GbE LAN

Optional

2.5" SATA SSD or HDD
 DDR3L SO-DIMM
 mSATA
 Wall mount kits
 Wi-Fi Module
 3G/LTE Module
 12V, 36W adapter
 Power Cord

* Specifications and certifications may vary contingent on options.

Dimensions

